
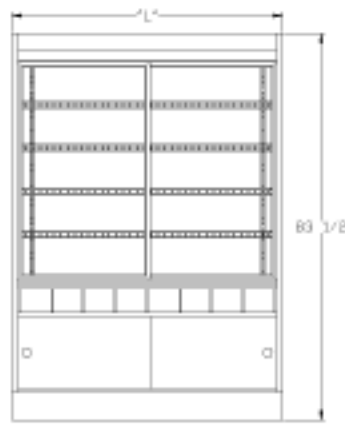
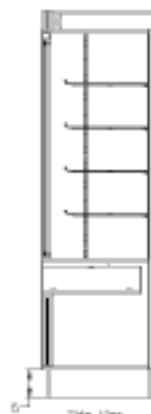


# 98000 Series Service Wallcases



## Features & Finishes:

- Anodized Aluminum Trim
- Aluminum Framed, Top Hung, Sliding Glass Doors
- White Wire Shelves (4)
- 3/4" Sliding Storage Doors
- 6" Black Kick Base
- Adjustable Bag Bins
- Unfinished Exterior Back
- White HPL Interior Deck
- White Interior
- White HPL Finish Front & Ends
- Side Lights with Lamps & Shields
- 12" Cord, Plug & Switch
- U.L. & C.U.L. Listed



Model No.	Dimensions: L X W X H	Rows of Shelves	Est. Crated Weight	No. of Pan Capacity	Case Options:
98060-24	58 1/2" X 24" X 83 1/2"	4	610 lbs.	10	1. Mirror Back 2. Extra Row Wire Shelf 3. Top Light 4. Shelf Lights 5. Adjustable Wood Shelf 6. "ETL" Sanitation Listed (Conforms to NSF STD-2)
98062-30	62 1/8" X 30" X 83 1/2"	4	710 lbs.	15	
98082-30	80 1/8" X 30" X 83 1/2"	4	950 lbs.	20	
98060-24RL	58 1/2" X 26" X 83 1/2"	4	630 lbs.	10	
98062-30RL	62 1/2" X 32" X 83 1/2"	4	740 lbs.	15	
98080-30RL	80 1/8" X 32" X 83 1/2"	4	980 lbs.	20	

RL = (Rear Load Mirror Doors)



955 Turquoise Street  
San Diego, CA 92109

Local 1-858-539-7550  
Fax 1-858-539-0088  
Email: info@triodisplay.com

[www.triodisplay.com](http://www.triodisplay.com)