

# 94000-R Series Lift Up Double Curved Front Refrigerated Display Cases



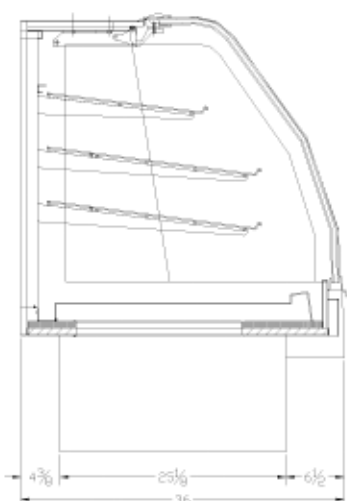
## Features & Finishes:

- Lift Up Insulated Double Curved Front Glass
- Solid Work Surface
- Framed, Sliding, Insulated Mirror Doors
- Top Light & Shelf Lights with Lamps & Shields
- Heavy Duty Deck - White Finish
- Heavy Duty Steel Base
- White Wire Shelves, 7-1/2° Slanted (2-24"W & 1-18"W)
- Mirror Ends
- White HPL Finish
- Rear Grille
- Self-Contained Refrigeration Unit in Base
- Refrigeration Unit Removable for Ease of Maintenance & Cleaning
- 120 Volts - 60 Cycle - Single Phase
- 1/2 HP - 12 amps
- Automatic, Energy Saving, Condensate Evaporator
- 10' Cord, Plug, & Switch
- U.L. & C.U.L. Listed
- "ETL" Sanitation Listed (Conforms to NSF STD-7)

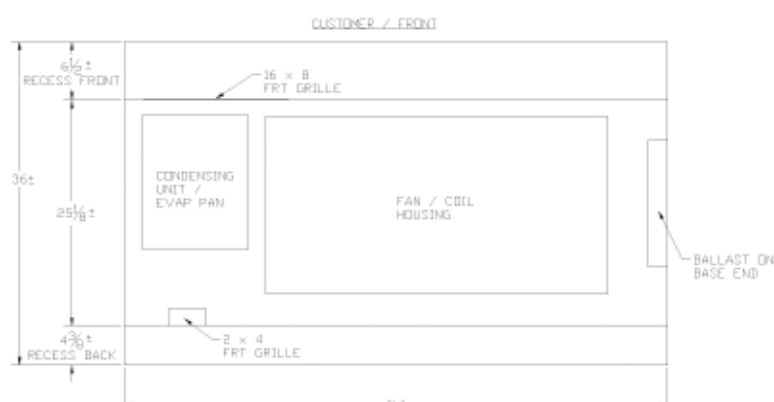
Designed to Operate in a Controlled Environment of 75° F Ambient / 55% Relative



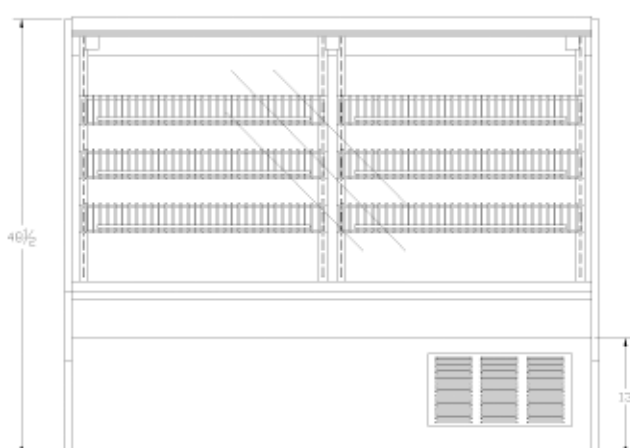
# 94000-R Series Lift Up Double Curved Front Refrigerated Display Cases



END VIEW



PLAN VIEW



FRONT VIEW



REAR VIEW

Model No.	Dimensions: L X W X H	Rows of Shelves	Est. Crated Weight	Case Options:
94048-48R	49 3/4"X36"X 48 1/2"	3	710 lbs.	1. Transparent Mirror Doors 2. Package Ledge 3. Std. HPL Exterior Finish 4. Remote Compressor (Shipped Separately) 5. Casters or Legs (Adds 7 1/2" to Total Height) 6. 4-Yr. Extended Motor/Compressor Parts Warranty
94048-59R	60 3/4"X36"X 48 1/2"	3	770 lbs	

Designed to Operate in a 75° F Ambient and a 55% Relative Humidity Environment

Specifications Subject to change without notice

